



(1)(a) STATEMENT SHOWING SHAREHOLDING PATTERN IN CLAUSE-35			
NAME OF THE COMPANY:HOV SERVICES LTD			
SCRIP CODE:	532761	Name of the Scrip: HOVS	
Class of Security:			
QUARTER ENDED:	30/06/2015		
Partly paid-up shares	No. of partly paid-up shares	As a % of total no. of partly paid-up shares	As a % of total no. of shares of the Company.
Held by promoter/promoter group	0	0	0
Held by Public	0	0	0
Total:	0	0	0
Outstanding convertible securities:	No. of outstanding securities	As a % of total no. of outstanding convertible securities.	As a % of total no. of shares of the Company assuming full conversion of the convertible securities
Held by promoter/promoter group	0	0	0
Held by Public	0	0	0
Total:	0	0	0
Warrants:	No. of warrants	As a % of total no. of warrants	As a % of total no. of shares of the Company, assuming full conversion of warrants
Held by promoter/promoter group	0	0	0
Held by Public	0	0	0
Total:	0	0	0
Total paid-up capital of the Company, assuming full conversion of warrants and convertible securities	12,524,522	0	100.00




CATEGORY CODE	CATEGORY OF SHAREHOLDER				TOTAL SHAREHOLDING AS A % OF TOTAL NO OF SHARES		SHARES PLEDGE OR OTHERWISE ENCUMBERED	
		NO OF SHAREHOLDERS	TOTAL NUMBER OF SHARES	NO OF SHARES HELD IN DEMATERIALIZED FORM	AS a PERCENTAGE of (A+B)	As a PERCENTAGE of (A+B+C)	NUMBER OF SHARES	AS a PERCENTAGE (IX)=(VIII)/(IV)*100
(I)	(II)	(III)	(IV)	(V)	(VI)	(VII)	(VIII)	(IX)=(VIII)/(IV)*100
(A)	PROMOTER AND PROMOTER GROUP							
(1)	INDIAN							
(a)	Individual /HUF	1	25,422	25,422	0.20	0.20	0	0.00
(b)	Central Government/State Government(s)	0	0	0	0.00	0.00	0	0.00
(c)	Bodies Corporate	0	0	0	0.00	0.00	0	0.00
(d)	Financial Institutions / Banks	0	0	0	0.00	0.00	0	0.00
(e)	Others	0	0	0	0.00	0.00	0	0.00
	Sub-Total A(1) :	1	25,422	25,422	0.20	0.20	0	0.00
(2)	FOREIGN							
(a)	Individuals (NRIs/Foreign Individuals)	3	746,970	746,970	5.96	5.96	0	0.00
(b)	Bodies Corporate	4	5,454,937	5,454,937	43.55	43.55	0	0.00
(c)	Institutions	0	0	0	0.00	0.00	0	0.00
(d)	Qualified Foreign Investor	0	0	0	0.00	0.00	0	0.00
(e)	Others	0	0	0	0.00	0.00	0	0.00
	Sub-Total A(2) :	7	6,201,907	6,201,907	49.52	49.52	0	0.00
	Total A=A(1)+A(2)	8	6,227,329	6,227,329	49.72	49.72	0	0.00
(B)	PUBLIC SHAREHOLDING							
(1)	INSTITUTIONS							
(a)	Mutual Funds /UTI	0	0	0	0.00	0.00		
(b)	Financial Institutions /Banks	0	0	0	0.00	0.00		
(c)	Central Government / State Government(s)	0	0	0	0.00	0.00		
(d)	Venture Capital Funds	0	0	0	0.00	0.00		
(e)	Insurance Companies	0	0	0	0.00	0.00		
(f)	Foreign Institutional Investors	2	11,800	11,800	0.09	0.09		
(g)	Foreign Venture Capital Investors	0	0	0	0.00	0.00		
(h)	Qualified Foreign Investor	0	0	0	0.00	0.00		
(i)	Others	0	0	0	0.00	0.00		
	Sub-Total B(1) :	2	11,800	11,800	0.09	0.09		
(2)	NON-INSTITUTIONS							
(a)	Bodies Corporate	257	1,314,929	1,314,929	10.50	10.50		
(b)	Individuals							
	(i) Individuals holding nominal share capital upto Rs.1 lakh	7,429	2,148,083	2,148,079	17.15	17.15		
	(ii) Individuals holding nominal share capital in excess of Rs.1 lakh	47	1,089,390	1,089,390	8.70	8.70		
(c)	Others							
	FOREIGN NATIONALS	3	377,416	153,466	3.01	3.01		
	CLEARING MEMBERS	40	22,537	22,537	0.18	0.18		
	NON RESIDENT INDIANS	81	428,764	212,359	3.42	3.42		
	BODIES CORPORATE	1	904,274	904,274	7.22	7.22		
(d)	Qualified Foreign Investor	0	0	0	0.00	0.00		
	Sub-Total B(2) :	7,858	6,285,393	5,845,034	50.18	50.18		
	Total B=B(1)+B(2) :	7,860	6,297,193	5,856,834	50.28	50.28		
	Total (A+B) :	7,868	12,524,522	12,084,163	100.00	100.00		
(C)	Shares held by custodians, against which Depository Receipts have been issued							
(1)	Promoter and Promoter Group							
(2)	Public	0	0	0	0.00	0.00		
	GRAND TOTAL (A+B+C) :	7,868	12,524,522	12,084,163	100.00	0.00	0	0.00



(I)(b) Statement showing holding of securities (including shares, warrants, convertible securities) of persons belonging to the category "Promoter and Promoter Group"											
Sr.No	Name of the Shareholder	Details of Shares held		Encumbered shares (*)			Details of Warrants		Details of convertible securities		Total Shares (including underlying shares assuming full conversion of warrants and convertible securities) as a % of diluted share capital
		No. of Shares held	As a % of grand total (A)+(B)+(C)	Pledge Shares	AS a percentage	AS a % of grand total (A) + (B) + (C) of sub-clause (I)(a)	Number of warrants held	As a % total number of warrants of the same class	Number of convertible securities held	As a % total number of convertible securities of the same class	
(I)	(II)	(III)	(IV)	(V)	(VI)=(V)/(III)*100	(VII)	(VIII)	(IX)	(X)	(XI)	(XII)
1	ADESI 234 LLC	3,000,985	23.96	0	0.00	0.00	0	0.00	0	0.00	23.96
2	HOF2 LLC	1,667,933	13.32	0	0.00	0.00	0	0.00	0	0.00	13.32
3	STERN CAPITAL PARTNERS LLC	694,246	5.54	0	0.00	0.00	0	0.00	0	0.00	5.54
4	SUNIL VASANT RAJADHYAKSHA	588,720	4.70	0	0.00	0.00	0	0.00	0	0.00	4.70
5	SURINDER RAMETRA	120,000	0.96	0	0.00	0.00	0	0.00	0	0.00	0.96
6	SUN INVESTMENT PARTNERS LLC	91,773	0.73	0	0.00	0.00	0	0.00	0	0.00	0.73
7	PARVINDER S CHADHA	38,250	0.31	0	0.00	0.00	0	0.00	0	0.00	0.31
8	RAJADHYAKSHA ANIL VASANT	25,422	0.20	0	0.00	0.00	0	0.00	0	0.00	0.20
	TOTAL :	6,227,329	49.72	0	0.00	0.00	0	0.00	0	0.00	49.72

(I)(c)(i)	Statement showing holding of securities (including shares, warrants, convertible securities) of persons belonging to the category "Public" and holding more than 1% of the total number of shares								
Sr.No.	Name of the shareholder		Number of shares held	Shares as a percentage of total number of shares (i.e., Grant total (A)+(B)+(C) indicated in Statement at para (I)(a) above}	Details of warrants		Details of convertible securities		Total shares (including underlying shares assuming full conversion of warrants and convertible securities) as a % of diluted share capital)
					Number of warrants held	As a % total number of warrants of the same class	Number of convertible securities held	% w.r.t total number of convertible securities of the same class	
1	CHITALE	L L C	904,274	7.22	0	0.00	0	0.00	7.22
2	EINDIA VENTURE HOLDING COMPANY LTD.		476,506	3.80	0	0.00	0	0.00	3.80
3	GLOBE CAPITAL MARKET LTD		278,961	2.23	0	0.00	0	0.00	2.23
4	DR XIN CHENG		223,950	1.79	0	0.00	0	0.00	1.79
5	KARAN NEGI		148,817	1.19	0	0.00	0	0.00	1.19
TOTAL :			2,032,508	16.23	0	0.00	0	0.00	16.23

(i)(c)(iii)	Statement showing holding of securities (including shares, warrants, convertible securities) of persons (together with PAC) belonging to the category "Public" and holding more than 5% of the total number of shares of the company							
Sr.No.	Name(s) of the shareholder(s) and the Persons Acting in Concert (PAC) with them	Number of shares held	Shares as a percentage of total number of shares (i.e., Grant total (A)+(B)+(C) indicated in Statement at para (I)(a) above}	Details of warrants		Details of convertible securities		Total shares (including underlying shares assuming full conversion of warrants and convertible securities) as a % of diluted share capital)
				Number of warrants held	As a % total number of warrants of the same class	Number of convertible securities held	% w.r.t total number of convertible securities of the same	
1	CHITALE L L C	904,274	7.22	0	0.00	0	0.00	7.22
	TOTAL :	904,274	7.22	0	0.00	0	0.00	7.22



(I)(d) STATEMENT SHOWING DETAILS OF LOCKED-IN SHARES"				
Sr.No.	Name of the shareholder	Number of locked-in shares	Locked-in shares as a (%) percentage of total number of shares {i.e, Grand Total (A)+(B)+(C) Indicated in Statement at para (I)(a) above}	Promoter/Promoter Group/Public
	TOTAL :	0	0	

(II)(a) STATEMENT SHOWING DETAILS OF DEPOSITORY RECEIPTS (DRS)				
Sr.No.	Type of outstanding DR (ADRs,GDRs,SDRs,etc.)	Number of outstanding DRs	Number of shares underlying outstanding DRs	Shares underlying outstanding DRs as a percentage of total number of shares {i.e., Grand Total (A)+(B)+(C) indicated in Statement at Para(I)(a) above}
	TOTAL :	0	0	0

(II)(b) Statement showing Holding of Depository Receipts (DRs), where underlying shares held by "Promoter/Promoter group" are in excess of 1% of the total number shares.				
Sr.No.	Name of the DR Holder	Type of outstanding DR (ADRs,GDRs,SDRs,etc.)	Number of shares underlying outstanding DRs	Shares underlying outstanding DRs as a percentage of total number of shares {i.e., Grand Total (A)+(B)+(C) indicated in Statement at para(I)(a) above}
	TOTAL :		0	0

