

Format of Holding of Specified securities

1. Name of Listed Entity:HOV SERVICES LTD
2. Scrip Code/Name of Scrip/Class of Security:532761,HOVS,EQUITY SHARES
3. Share Holding Pattern Filed under: Reg. 31(1)(a)/Reg.31(1)(b)/Reg.31(1)(c)
 - a. if under 31(1)(b) then indicate the report for quarter ending 31/03/2016
 - b. if under 31(1)(c) then indicate date of allotment/extinguishment
4. Declaration : The Listed entity is required to submit the following declaration to the extent of submission of information:

	Particulars	YES*	NO*
a	Whether the Listed Entity has issued any partly paid up shares		NO
b	Whether the Listed Entity has issued any Convertible Securities or Warrants?		NO
c	Whether the Listed Entity has any shares against which depository receipts are issued?		NO
d	Whether the Listed Entity has any shares in locked-in?		NO
e	Whether any shares held by promoters are pledge or otherwise encumbered?		NO

*if the Listed Entity selectes the option 'NO' for the questions above, the columns for the partly paid up shares, Outstanding Convertible Securities/Warrants, depository receipts, locked-in shares, No of shares pledged or otherwise encumbered by promoters, as applicable, shall not be displayed at the time of dissemination on the Stock Exchange website. Also wherever there is 'No' declared by Listed entity in above table the values will be considered as 'Zero' by default on submission of the format of holding of specified securities.

5. The tabular format for disclosure of holding of specified securities is as follows:

Table I

Table II

Table III

Table IV




Table I - Summary Statement holding of specified securities

HOVS Share Holding Pattern

Q4 March 31, 2016

Category	Category of Shareholder	No of Share holders	No of fully paid up equity shares held	No of Partly paid-up equity shares held	No of Shares Underlying Depository Receipts	Total No of Shares Held (VII) = (IV)+(V)+(VI)	Shareholding as a % of total no of shares (As a % of (A+B+C2))	Number of Voting Rights held in each class of securities			No of Shares Underlying Outstanding convertible securities (Including Warrants)	Shareholding as a % assuming full conversion of convertible Securities (as a percentage of diluted share capital)	Number of Locked in Shares		Number of Shares pledged or otherwise encumbered		Number of equity shares held in dematerialized form
								No of Voting Rights		Total as a % of (A+B+C)			No.	As a % of total Shares	No.	As a % of total Shares	
(I)	(II)	(III)	(IV)	(V)	(VI)	(VII)	(VIII)	Class X	Class Y	Total	(IX)	(X)	(XI)	(XII)	(XIII)	(XIV)	
(A)	Promoter & Promoter Group	8	6,227,329	0	0	6,227,329	49.69	6,227,329	0	6,227,329	49.69	0	49.69	0	0	0	6,227,329
(B)	Public	7,575	6,305,193	0	0	6,305,193	50.31	6,305,193	0	6,305,193	50.31	0	50.31	0	0	0	6,005,651
(C)	Non Promoter-Non Public																
(C1)	Shares underlying DRs	0	0	0	0	0	0	0	0	0	0	0	0	0	0	0	0
(C2)	Shares held by Employees Trusts	0	0	0	0	0	0	0	0	0	0	0	0	0	0	0	0
	Total:	7,583	12,532,522	0	0	12,532,522	100.00	12,532,522	0	12,532,522	100.00	0	100.00	0	0	0	12,232,980




Table II - Statement showing shareholding pattern of the Promoter and Promoter Group

Category	Category & Name of the Shareholder	No of Share holders	No of fully paid up equity shares held	No of Partly paid-up equity shares held	No of Shares Underlying Depository Receipts	Total No of Shares Held (IV+V+VI)	Shareholding as a % of total no of shares (calculated as per SCRR, 1957 (VIII) As a % of (A+B+C2)	Number of Voting Rights held in each class of securities			No of Shares Underlying Outstanding convertible securities (Including Warrants)	Shareholding as a % assuming full conversion of convertible Securities (as a percentage of diluted share capital) (VII)+(X) As a % of (A+B+C2)	Number of Locked in Shares		Number of Shares pledged or otherwise encumbered		Number of equity shares held in dematerialized form
								No of Voting Rights					No.	As a % of total Shares held	No.	As a % of total Shares held	
								Class X	Class Y	Total							
	(I)	(III)	(IV)	(V)	(VI)	(VII)	(VIII)	(IX)			(X)	(XI)	(XII)		(XIII)		(XIV)
(1)	Indian																
(a)	Individuals/Hindu undivided Family	1	25,422	0	0	25,422	0.20	25,422	0	25,422	0.20	0	0	0	0	0	25,422
	RAJADHYAKSHA ANIL VASANT	1	25,422	0	0	25,422	0.20	25,422	0	25,422	0.20	0	0	0	0	0	25,422
(b)	Central Government/State Government(s)	0	0	0	0	0	0	0	0	0	0	0	0	0	0	0	0
(c)	Financial Institutions/Banks	0	0	0	0	0	0	0	0	0	0	0	0	0	0	0	0
(d)	Any Other	0	0	0	0	0	0	0	0	0	0	0	0	0	0	0	0
	Sub-Total (A)(1)	1	25,422	0	0	25,422	0.20	25,422	0	25,422	0.20	0	0	0	0	0	25,422
(2)	Foreign																
(a)	Individuals (Non-Resident Individuals/Foreign Individuals)	3	746,970	0	0	746,970	5.96	746,970	0	746,970	5.96	0	0	0	0	0	746,970
	SUNIL VASANT RAJADHYAKSHA	1	588,720	0	0	588,720	4.70	588,720	0	588,720	4.70	0	0	0	0	0	588,720
	PARVINDER S CHADHA	1	38,250	0	0	38,250	0.31	38,250	0	38,250	0.31	0	0	0	0	0	38,250
	SURINDER RAMETRA	1	120,000	0	0	120,000	0.96	120,000	0	120,000	0.96	0	0	0	0	0	120,000
(b)	Government	0	0	0	0	0	0	0	0	0	0	0	0	0	0	0	0
(c)	Institutions	0	0	0	0	0	0	0	0	0	0	0	0	0	0	0	0
(d)	Foreign Portfolio Investor	0	0	0	0	0	0	0	0	0	0	0	0	0	0	0	0
(e)	Any Other (Bodies Corporates)	4	5,454,937	0	0	5,454,937	43.53	5,454,937	0	5,454,937	43.53	0	0	0	0	0	5,454,937
	HOF2 LLC	1	1,667,933	0	0	1,667,933	13.31	1,667,933	0	1,667,933	13.31	0	0	0	0	0	1,667,933
	ADESI 234 LLC	1	3,000,985	0	0	3,000,985	23.95	3,000,985	0	3,000,985	23.95	0	0	0	0	0	3,000,985
	SUN INVESTMENT PARTNERS LLC	1	91,773	0	0	91,773	0.73	91,773	0	91,773	0.73	0	0	0	0	0	91,773
	STERN CAPITAL PARTNERS LLC	1	694,246	0	0	694,246	5.54	694,246	0	694,246	5.54	0	0	0	0	0	694,246
	Sub-Total (A)(2)	7	6,201,907	0	0	6,201,907	49.49	6,201,907	0	6,201,907	49.49	0	0	0	0	0	6,201,907
	Total Shareholding of Promoter and Promoter Group (A)=(A)(1)+(A)(2)	8	6,227,329	0	0	6,227,329	49.69	6,227,329	0	6,227,329	49.69	0	0	0	0	0	6,227,329




Table III - Statement showing shareholding pattern of the Public shareholder

Category	Category & Name of the Shareholder	PAN	No of Share holders	No of fully paid up equity shares held	No of Partly paid-up equity shares held	No of Shares Underlying Depository Receipts	Total No of Shares Held (IV+V+VI)	Shareholding as a % of total no of shares (A+B+C2)	Number of Voting Rights held in each class of securities			No of Shares Underlying Outstanding convertible securities (Including Warrants)	Shareholding as a % assuming full conversion of convertible Securities (as a percentage of diluted share capital)	Number of Locked in Shares		Number of Shares pledged or otherwise encumbered		Number of equity shares held in dematerialized form
									No of Voting Rights		Total as a % of (A+B+C)			No.	As a % of total Shares held	No.	As a % of total Shares held	
									Class X	Class Y	Total							
	(I)	(II)	(III)	(IV)	(V)	(VI)	(VII)	(VIII)	(IX)			(X)	(XI)	(XII)		(XIII)		(XIV)
(1)	Institutions																	
(a)	Mutual Funds		0	0	0	0	0	0	0	0	0	0	0	0	0	NA	NA	0
(b)	Venture Capital Funds		0	0	0	0	0	0	0	0	0	0	0	0	0	NA	NA	0
(c)	Alternate Investment Funds		0	0	0	0	0	0	0	0	0	0	0	0	0	NA	NA	0
(d)	Foreign Venture Capital Investors		0	0	0	0	0	0	0	0	0	0	0	0	0	NA	NA	0
(e)	Foreign Portfolio Investors		2	11,800	0	0	11,800	0.09	11,800	0	11,800	0.09	0.09	0	0	NA	NA	11,800
(f)	Financial Institutions/Banks		0	0	0	0	0	0	0	0	0	0	0	0	0	NA	NA	0
(g)	Insurance Companies		0	0	0	0	0	0	0	0	0	0	0	0	0	NA	NA	0
(h)	Provident Funds/Pension Funds		0	0	0	0	0	0	0	0	0	0	0	0	0	NA	NA	0
(i)	Any Other																	
	Sub Total (B)(1)		2	11800	0	0	11800	0.09	11,800	0	11,800	0.09	0.09	0	0	NA	NA	11800
(2)	Central Government/State Government(s)/President of India		0	0	0	0	0	0	0	0	0	0	0	0	0	NA	NA	0
	Sub Total (B)(2)		0	0	0	0	0	0	0	0	0	0	0	0	0	NA	NA	0
(3)	Non-Institutions																	
(a)	i.Individual shareholders holding nominal share capital up to Rs.2 lakhs		7,252	2,540,799	0	0	2,540,799	20.27	2,540,799	0	2,540,799	20.27	20.27	0	0	NA	NA	2,532,795
	ii.Individual shareholders holding nominal share capital in excess of Rs. 2 Lakhs		22	935,658	0	0	935,658	7.47	935,658	0	935,658	7.47	7.47	0	0	NA	NA	935,658
(b)	NBFCs Registered with RBI		0	0	0	0	0	0	0	0	0	0	0	0	0	NA	NA	0
(c)	Employee Trusts		0	0	0	0	0	0	0	0	0	0	0	0	0	NA	NA	0
(d)	Overseas Depositories (Holding DRs)(Balancing figure)		0	0	0	0	0	0	0	0	0	0	0	0	0	NA	NA	0
(e)	Any Other																	
	BODIES CORPORATE		1	904,274	0	0	904,274	7.22	904,274	0	904,274	7.22	7.22	0	0	NA	NA	904,274
	CHITALE L L C	AADCC0899H	1	904,274	0	0	904,274	7.22	904,274	0	904,274	7.22	7.22	0	0	NA	NA	904,274
	FOREIGN NATIONALS		3	377,416	0	0	377,416	3.01	377,416	0	377,416	3.01	3.01	0	0	NA	NA	153,466
	DR XIN CHENG		1	223,950	0	0	223,950	1.79	223,950	0	223,950	1.79	1.79	0	0	NA	NA	0
	NON RESIDENT INDIANS		83	432,613	0	0	432,613	3.45	432,613	0	432,613	3.45	3.45	0	0	NA	NA	365,025
	KARAN NEGI	ABSPN1559J	1	148,817	0	0	148,817	1.19	148,817	0	148,817	1.19	1.19	0	0	NA	NA	148,817
	CLEARING MEMBERS		22	7,635	0	0	7,635	0.06	7,635	0	7,635	0.06	0.06	0	0	NA	NA	7,635
	BODIES CORPORATES		190	1,094,998	0	0	1,094,998	8.74	1,094,998	0	1,094,998	8.74	8.74	0	0	NA	NA	1,094,998
	GLOBE CAPITAL MARKET LTD	AAACG4267G	6	236,569	0	0	236,569	1.89	236,569	0	236,569	1.89	1.89	0	0	NA	NA	236,569
	EINDIA VENTURE HOLDING COMPANY LTD.	AADCE7533N	1	408,009	0	0	408,009	3.26	408,009	0	408,009	3.26	3.26	0	0	NA	NA	408,009
	Sub Total (B)(3)		7,573	6,293,393	0	0	6,293,393	50.22	6,293,393	0	6,293,393	50.22	50.22	0	0			5,993,851
	Total Public Shareholding (B)(1)+(B)(2)+(B)(3)	(B) =	7,575	6,305,193	0	0	6,305,193	50.31	6,305,193	0	6,305,193	50.31	50.31	0	0			6,005,651

Details of Shares which remain unclaimed may be given hear along with details such as number of shareholders, outstanding shares held in demat/unclaimed suspense account

No of Shareholders	No of shares
4	341




Table IV - Statement showing shareholding pattern of the Non Promoter - Non Public Shareholder

Category	Category & Name of the Shareholder	PAN	No of Share holders	No of fully paid up equity shares held	No of Partly paid-up equity shares held	No of Shares Underlying Depository Receipts	Total No of Shares Held (IV+V+VI)	Shareholding as a % of total no of shares (A+B+C2)	Number of Voting Rights held in each class of securities				No of Shares Underlying Outstanding convertible securities (Including Warrants)	Shareholding as a % assuming full conversion of convertible Securities (as a percentage of diluted share capital)	Number of Locked in Shares		Number of Shares pledged or otherwise encumbered		Number of equity shares held in dematerialized form
									No of Voting Rights			Total as a % of (A+B+C)			No.	As a % of total Shares	No.	As a % of total Shares held	
									Class X	Class Y	Total								
	(I)	(II)	(III)	(IV)	(V)	(VI)	(VII)	(VIII)	(IX)				(X)	(XI)	(XII)		(XIII)		(XIV)
(1)	Custodian/DR Holder		0	0	0	0	0	0.00	0	0	0	0.00	0	0.00	0	0.00	NA	NA	0
(2)	Employee Benefit Trust (under SEBI(Share based Employee Benefit)		0	0	0	0	0	0.00	0	0	0	0.00	0	0.00	0	0.00	NA	NA	0
	Total Non-Promoter-Non Public Shareholding (C) = (C)(1)+(C)(2)		0	0	0	0	0	0.00	0	0	0	0.00	0	0.00	0	0.00			0

