



| (1)(a) STATEMENT SHOWING SHAREHOLDING PATTERN IN CLAUSE-35 | | | |
|--|-------------------------------|--|---|
| NAME OF THE COMPANY:HOV SERVICES LTD | | | |
| SCRIP CODE: | 532761 | Name of the Scrip: HOVS | |
| Class of Security: | | | |
| QUARTER ENDED: | 30/09/2015 | | |
| Partly paid-up shares | No. of partly paid-up shares | As a % of total no. of partly paid-up shares | As a % of total no. of shares of the Company |
| Held by promoter/promoter group | 0 | 0 | 0 |
| Held by Public | 0 | 0 | 0 |
| Total: | 0 | 0 | 0 |
| Outstanding convertible securities: | No. of outstanding securities | As a % of total no. of outstanding convertible securities. | As a % of total no. of shares of the Company assuming full conversion of the convertible securities |
| Held by promoter/promoter group | 0 | 0 | 0 |
| Held by Public | 0 | 0 | 0 |
| Total: | 0 | 0 | 0 |
| Warrants: | No. of warrants | As a % of total no. of warrants | As a % of total no. of shares of the Company, assuming full conversion of warrants |
| Held by promoter/promoter group | 0 | 0 | 0 |
| Held by Public | 0 | 0 | 0 |
| Total: | 0 | 0 | 0 |
| Total paid-up capital of the Company, assuming full conversion of warrants and convertible securities | 12,524,522 | 0 | 100.00 |




| CATEGORY CODE | CATEGORY OF SHAREHOLDER | | | | TOTAL SHAREHOLDING AS A % OF TOTAL NO OF SHARES | | SHARES PLEDGE OR OTHERWISE ENCUMBERED | |
|---------------|---|---------------------|------------------------|--|---|----------------------------|---------------------------------------|----------------------|
| | | NO OF SHARE HOLDERS | TOTAL NUMBER OF SHARES | NO OF SHARES HELD IN DEMATERIALIZED FORM | AS a PERCENTAGE of (A+B) | As a PERCENTAGE of (A+B+C) | NUMBER OF SHARES | AS a PERCENTAGE |
| (I) | (II) | (III) | (IV) | (V) | (VI) | (VII) | (VIII) | (IX)=(VIII)/(IV)*100 |
| (A) | PROMOTER AND PROMOTER GROUP | | | | | | | |
| (1) | INDIAN | | | | | | | |
| (a) | Individual /HUF | 1 | 25,422 | 25,422 | 0.20 | 0.20 | 0 | 0.00 |
| (b) | Central Government/State Government(s) | 0 | 0 | 0 | 0.00 | 0.00 | 0 | 0.00 |
| (c) | Bodies Corporate | 0 | 0 | 0 | 0.00 | 0.00 | 0 | 0.00 |
| (d) | Financial Institutions / Banks | 0 | 0 | 0 | 0.00 | 0.00 | 0 | 0.00 |
| (e) | Others | 0 | 0 | 0 | 0.00 | 0.00 | 0 | 0.00 |
| | Sub-Total A(1) : | 1 | 25,422 | 25,422 | 0.20 | 0.20 | 0 | 0.00 |
| (2) | FOREIGN | | | | | | | |
| (a) | Individuals (NRIs/Foreign Individuals) | 3 | 746,970 | 746,970 | 5.96 | 5.96 | 0 | 0.00 |
| (b) | Bodies Corporate | 4 | 5,454,937 | 5,454,937 | 43.55 | 43.55 | 0 | 0.00 |
| (c) | Institutions | 0 | 0 | 0 | 0.00 | 0.00 | 0 | 0.00 |
| (d) | Qualified Foreign Investor | 0 | 0 | 0 | 0.00 | 0.00 | 0 | 0.00 |
| (e) | Others | 0 | 0 | 0 | 0.00 | 0.00 | 0 | 0.00 |
| | Sub-Total A(2) : | 7 | 6,201,907 | 6,201,907 | 49.52 | 49.52 | 0 | 0.00 |
| | Total A=A(1)+A(2) | 8 | 6,227,329 | 6,227,329 | 49.72 | 49.72 | 0 | 0.00 |
| (B) | PUBLIC SHAREHOLDING | | | | | | | |
| (1) | INSTITUTIONS | | | | | | | |
| (a) | Mutual Funds /UTI | 0 | 0 | 0 | 0.00 | 0.00 | | |
| (b) | Financial Institutions /Banks | 0 | 0 | 0 | 0.00 | 0.00 | | |
| (c) | Central Government / State Government(s) | 0 | 0 | 0 | 0.00 | 0.00 | | |
| (d) | Venture Capital Funds | 0 | 0 | 0 | 0.00 | 0.00 | | |
| (e) | Insurance Companies | 0 | 0 | 0 | 0.00 | 0.00 | | |
| (f) | Foreign Institutional Investors | 2 | 11,800 | 11,800 | 0.09 | 0.09 | | |
| (g) | Foreign Venture Capital Investors | 0 | 0 | 0 | 0.00 | 0.00 | | |
| (h) | Qualified Foreign Investor | 0 | 0 | 0 | 0.00 | 0.00 | | |
| (i) | Others | 0 | 0 | 0 | 0.00 | 0.00 | | |
| | Sub-Total B(1) : | 2 | 11,800 | 11,800 | 0.09 | 0.09 | | |
| (2) | NON-INSTITUTIONS | | | | | | | |
| (a) | Bodies Corporate | 241 | 1,275,739 | 1,275,739 | 10.19 | 10.19 | | |
| (b) | Individuals | | | | | | | |
| | (i) Individuals holding nominal share capital upto Rs.1 lakh | 7,389 | 2,136,742 | 2,136,738 | 17.06 | 17.06 | | |
| | (ii) Individuals holding nominal share capital in excess of Rs.1 lakh | 50 | 1,160,618 | 1,160,618 | 9.27 | 9.27 | | |
| (c) | Others | | | | | | | |
| | FOREIGN NATIONALS | 3 | 377,416 | 153,466 | 3.01 | 3.01 | | |
| | CLEARING MEMBERS | 35 | 16,532 | 16,532 | 0.13 | 0.13 | | |
| | NON RESIDENT INDIANS | 83 | 414,072 | 197,667 | 3.31 | 3.31 | | |
| | BODIES CORPORATE | 1 | 904,274 | 904,274 | 7.22 | 7.22 | | |
| (d) | Qualified Foreign Investor | 0 | 0 | 0 | 0.00 | 0.00 | | |
| | Sub-Total B(2) : | 7,802 | 6,285,393 | 5,845,034 | 50.18 | 50.18 | | |
| | Total B=B(1)+B(2) : | 7,804 | 6,297,193 | 5,856,834 | 50.28 | 50.28 | | |
| | Total (A+B) : | 7,812 | 12,524,522 | 12,084,163 | 100.00 | 100.00 | | |
| (C) | Shares held by custodians, against which Depository Receipts have been issued | | | | | | | |
| (1) | Promoter and Promoter Group | | | | | | | |
| (2) | Public | 0 | 0 | 0 | 0.00 | 0.00 | | |
| | GRAND TOTAL (A+B+C) : | 7,812 | 12,524,522 | 12,084,163 | 100.00 | 0.00 | 0 | 0.00 |



| (I)(b) Statement showing holding of securities (including shares, warrants, convertible securities) of persons belonging to the category "Promoter and Promoter Group" | | | | | | | | | | | |
|--|-----------------------------|------------------------|-----------------------------------|-----------------------|--------------------|--|-------------------------|---|---------------------------------------|---|--|
| Sr.No | Name of the Shareholder | Details of Shares held | | Encumbered shares (*) | | | Details of Warrants | | Details of convertible securities | | Total Shares (including underlying shares assuming full conversion of warrants and convertible securities) as a % of diluted share capital |
| | | No. of Shares held | As a % of grand total (A)+(B)+(C) | Pledge Shares | AS a percentage | AS a % of grand total (A) + (B) + (C) of sub-clause (I)(a) | Number of warrants held | As a % total number of warrants of the same class | Number of convertible securities held | As a % total number of convertible securities of the same class | |
| (I) | (II) | (III) | (IV) | (V) | (VI)=(V)/(III)*100 | (VII) | (VIII) | (IX) | (X) | (XI) | (XII) |
| 1 | ADESI 234 LLC | 3,000,985 | 23.96 | 0 | 0.00 | 0.00 | 0 | 0.00 | 0 | 0.00 | 23.96 |
| 2 | HOF2 LLC | 1,667,933 | 13.32 | 0 | 0.00 | 0.00 | 0 | 0.00 | 0 | 0.00 | 13.32 |
| 3 | STERN CAPITAL PARTNERS LLC | 694,246 | 5.54 | 0 | 0.00 | 0.00 | 0 | 0.00 | 0 | 0.00 | 5.54 |
| 4 | SUNIL VASANT RAJADHYAKSHA | 588,720 | 4.70 | 0 | 0.00 | 0.00 | 0 | 0.00 | 0 | 0.00 | 4.70 |
| 5 | SURINDER RAMETRA | 120,000 | 0.96 | 0 | 0.00 | 0.00 | 0 | 0.00 | 0 | 0.00 | 0.96 |
| 6 | SUN INVESTMENT PARTNERS LLC | 91,773 | 0.73 | 0 | 0.00 | 0.00 | 0 | 0.00 | 0 | 0.00 | 0.73 |
| 7 | PARVINDER S CHADHA | 38,250 | 0.31 | 0 | 0.00 | 0.00 | 0 | 0.00 | 0 | 0.00 | 0.31 |
| 8 | RAJADHYAKSHA ANIL VASANT | 25,422 | 0.20 | 0 | 0.00 | 0.00 | 0 | 0.00 | 0 | 0.00 | 0.20 |
| | TOTAL : | 6,227,329 | 49.72 | 0 | 0.00 | 0.00 | 0 | 0.00 | 0 | 0.00 | 49.72 |

| (I)(c)(i) | Statement showing holding of securities (including shares, warrants,convertible securities) of persons belonging to the category "Public" and holding more than 1% of the total number of shares | | | | | | | |
|-----------|--|-----------------------|--|-------------------------|---|---------------------------------------|--|---|
| Sr.No. | Name of the shareholder | Number of shares held | Shares as a percentage of total number of shares (i.e., Grant total (A)+(B)+(C) indicated in Statement at para (I)(a) above) | Details of warrants | | Details of convertible securities | | Total shares (including underlying shares assuming full conversion of warrants and convertible securities) as a % of diluted share capital) |
| | | | | Number of warrants held | As a % total number of warrants of the same class | Number of convertible securities held | % w.r.t total number of convertible securities of the same class | |
| 1 | CHITALE L L C | 904,274 | 7.22 | 0 | 0.00 | 0 | 0.00 | 7.22 |
| 2 | EINDIA VENTURE HOLDING COMPAN | 476,506 | 3.80 | 0 | 0.00 | 0 | 0.00 | 3.80 |
| 3 | GLOBE CAPITAL MARKET LTD | 273,464 | 2.18 | 0 | 0.00 | 0 | 0.00 | 2.18 |
| 4 | DR XIN CHENG | 223,950 | 1.79 | 0 | 0.00 | 0 | 0.00 | 1.79 |
| 5 | KARAN NEGI | 148,817 | 1.19 | 0 | 0.00 | 0 | 0.00 | 1.19 |
| | TOTAL : | 2,027,011 | 16.18 | 0 | 0.00 | 0 | 0.00 | 16.18 |

| (I)(c)(ii) | Statement showing holding of securities (including shares, warrants,convertible securities) of persons (together with PAC) belonging to the category "Public" and holding more than 5% of the total number of shares of the company | | | | | | | |
|------------|---|-----------------------|--|-------------------------|---|---------------------------------------|--|---|
| Sr.No. | Name(s) of the shareholder(s) and the Persons Acting in Concert (PAC) with them | Number of shares held | Shares as a percentage of total number of shares (i.e., Grant total (A)+(B)+(C) indicated in Statement at para (I)(a) above) | Details of warrants | | Details of convertible securities | | Total shares (including underlying shares assuming full conversion of warrants and convertible securities) as a % of diluted share capital) |
| | | | | Number of warrants held | As a % total number of warrants of the same class | Number of convertible securities held | % w.r.t total number of convertible securities of the same class | |
| 1 | CHITALE L L C | 904,274 | 7.22 | 0 | 0.00 | 0 | 0.00 | 7.22 |
| | TOTAL : | 904,274 | 7.22 | 0 | 0.00 | 0 | 0.00 | 7.22 |



| (I)(d) | STATEMENT SHOWING DETAILS OF LOCKED-IN SHARES" | | | |
|--------|--|----------------------------|---|--------------------------------|
| Sr.No. | Name of the shareholder | Number of locked-in shares | Locked-in shares as a (%) percentage of total number of shares {i.e, Grand Total (A)+(B)+(C) Indicated in Statement at para (I)(a) above} | Promoter/Promoter Group/Public |
| | | | | |
| | TOTAL : | 0 | 0 | |

| (II)(a) | STATEMENT SHOWING DETAILS OF DEPOSITORY RECEIPTS (DRS) | | | |
|---------|--|---------------------------|---|--|
| Sr.No. | Type of outstanding DR (ADRs,GDRs,SDRs,etc.) | Number of outstanding DRs | Number of shares underlying outstanding DRs | Shares underlying outstanding DRs as a percentage of total number of shares {i.e., Grand Total (A)+(B)+(C) indicated in Statement at Para(I)(a) above} |
| | | | | |
| | TOTAL : | 0 | 0 | 0 |

| (II)(b) | Statement showing Holding of Depository Receipts (DRs), where underlying shares held by "Promoter/Promoter group" are in | | | |
|---------|--|---|---|--|
| Sr.No. | Name of the DR Holder | Type of outstanding DR (ADRs,GDRs,SDRs, etc.) | Number of shares underlying outstanding DRs | Shares underlying outstanding DRs as a percentage of total number of shares {i.e., Grand Total (A)+(B)+(C) indicated in Statement at para(I)(a) above} |
| | | | | |
| | TOTAL : | | 0 | 0 |

